

*GRAND
VISTA*



Sliding Patio Doors


Grand Vista Series... Patio Doors



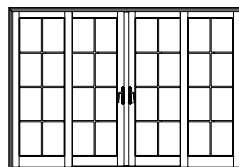
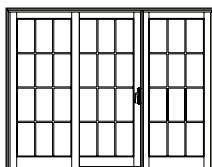
2 Panel

3 Panel

4 Panel



(Patio Door operation is always viewed from outside)



OXXO - French Sliding Door Only

Call Size	Exact Size	Operation	Panels
5'0"/6'8"	59-1/2" x 79-1/2"	XO or OX	2
6'0"/6'8"	71-1/2" x 79-1/2"	XO or OX	2
8'0"/6'8"	95-1/2" x 79-1/2"	XO or OX	2
9'0"/6'8"	107-1/2" x 79-1/2"	XOO or OXO or OOX	3
12'0"/6'8"	143-1/2" x 79-1/2"	OXXO	4
16'0"/6'8"	191-1/2" x 79-1/2"	OXXO	4

81 1/2" and 95 1/2" (Exact) height sliding doors are available for special order. Custom sizes also available as special order. X=Operable Panel, O=Fixed Panel

Thermal Performance

Style	U-Value	SHGC	VT	CR
Traditional PD Super Spacer	No Grilles / Grilles 0.28 0.30	No Grilles / Grilles 0.32 0.28	No Grilles / Grilles 0.59 0.52	No Grilles / Grilles 57 57

Testing is for Traditional Patio Door Only. Call Manufacturer for French Sliding Patio Door Test Data.

Traditional Sliding Door Features:


- 3/4" Insulated Glass featuring Tru-Warm Edge glass spacer system.
- Fusion welded frame and sash for greater strength, durability and protection from air and water infiltration.
- Multi-chambered frame with double weatherstripping provides strength, energy efficiency and maximum air tightness.
- Full perimeter weather strip keeps cold out and warm in.
- Integral nail-fin for airtight installation and optional J-channel.
- Easy rolling, no-jump screen includes adjustable rollers in each corner to set the screen for smooth opening and closing.
- Door is reversible prior to installation.
- The low-rise sill was designed to minimize tripping, yet keep water out.
- Optional dual action foot-lock is available.
- Double weatherstripped interlocking sashes prevent air and water leakage, as well as providing forced entry resistance.
- Matching handle set with key lock is standard other handle set colors are available.
- Four heavy duty rollers can be easily adjusted and require no lubrication or other maintenance.

French Sliding Door Features:

- 1" Insulated Glass featuring Tru-Warm Edge glass spacer system.
- Matching fixed lite frame for transoms and sidelites.
- 4" top rail height, 4" stile width and 6" bottom rail height - offering the look of traditional french wood doors.
- Integral raised screen track for easy operation.
- All frames and sashes are structurally reinforced with aluminum.
- Optional brickmould and J-channel extension.
- Rugged aluminum sill cover.
- Meets or exceeds AAMA/NWWDA standards.
- Achieves a high AAMA DP-Rating.



Internal Grilles



Flat 5/8" Contoured 3/4"
External SDL Grilles Available

PVC Colors



Tan White Clay*

Other optional exterior colors available
*Clay available on Traditional door only

www.viwinotech.com

SHGC=Solar Heat Gain Co-efficient,
VT=Visual Transmittance,
CR=Condensation Resistance.
* Testing information reflects Low-E and Argon.

